



Reported Use of Force

January 2023

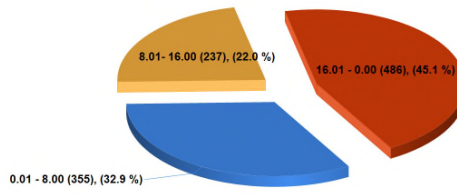
THIS DOCUMENT IS SELF CONTAINED AND SHOULD NOT BE COMPARED OR LINKED TO OTHER SOURCES. THE INFORMATION IS CORRECT AS OF May 30, 2024 at 7:20:16. PLEASE NOTE THIS IS AN AUTOMATED GENERATED REPORT. Each Incident may contain a number of Use of Force Deployments. This may be due to numerous Garda Members attending the incident or different equipment/tactics being utilised.
UoF deployments also include locations (breaching tools), animals (angry dog) & vehicles (stinger device)

TOTAL RECORDED USE OF FORCE (INCIDENTS)	Month	1,001	YTD	1,001
TOTAL RECORDED USE OF FORCE (DEPLOYMENTS)	Month	1078	YTD	1078
Number of Incidents on PULSE	Month	117,137	YTD	117,137
% of Incidents involving Use of Force	Month	0.8546%	YTD	0.8546%

Monthly number of UOF Deployments - Broken Down Per Day of Week

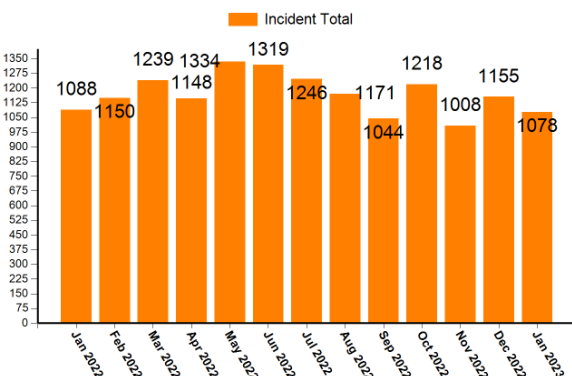


Monthly breakdown of times UOF Deployments occurred

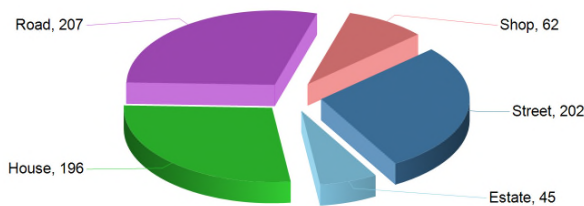


		Sun	Mon	Tue	Wed	Thu	Fri	Sat		00.01 to 8.00 YTD	8.01 to 16.00 YTD	16.01 to 0.00 YTD
2023	YTD	260	145	152	130	121	139	131	2023	355	237	486
2022	YTD	230	126	125	117	123	128	239	2022	316	228	544

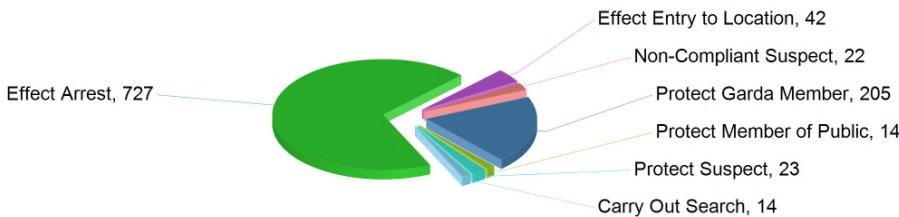
Monthly number of UOF Deployments



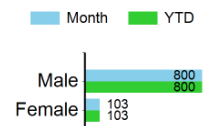
Top Monthly of Locations where UOF was Deployed



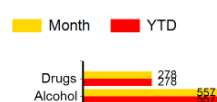
Top Reasons Use of Force was Deployed



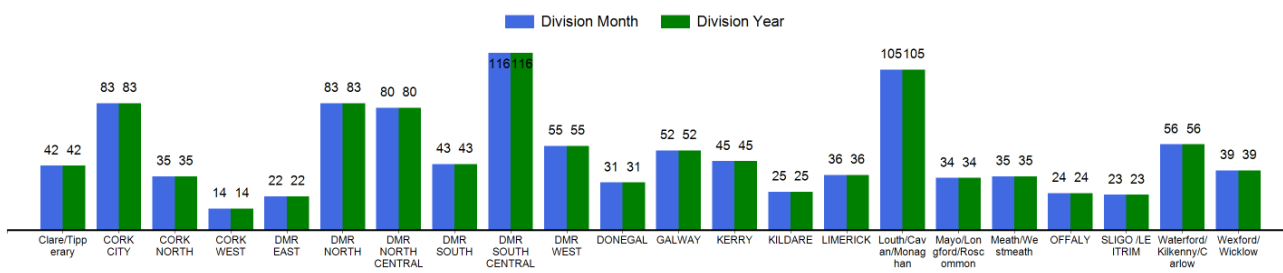
Gender Subject To Force



Number of UOF Incidents where Alcohol & Drugs were involved



Use of Force Divisional Deployment Statistics



	Clare/Tipperary	CORK CITY	CORK NORTH	CORK WEST	DMR EAST	DMR NORTH	DMR NORTH CENTRAL	DMR SOUTH	DMR SOUTH CENTRAL	DMR WEST	DONEGAL	GALWAY	KERRY	KILDARE	LIMERICK	Louth/Cavan/Monaghan/Roscommon	Mayo/Londonderry/Sligo	Meath/Wexford	OFFALY	SLIGO/LEITRIM	Waterford/Kilkenny/Wicklow	Wexford/Wicklow
Month	42	83	35	14	22	83	80	43	116	55	31	52	45	25	36	105	34	35	24	23	56	39
YTD	42	83	35	14	22	83	80	43	116	55	31	52	45	25	36	105	34	35	24	23	56	39
AVG	42.00	83.00	35.00	14.00	22.00	83.00	80.00	43.00	116.00	55.00	31.00	52.00	45.00	25.00	36.00	105.00	34.00	35.00	24.00	23.00	56.00	39.00

NOTES: This is operational information which may be subject to change. Previous monthly incident data totals reported may change and affect YTD figures. Use of Force Incidents can be created outside of the monthly parameters. *Use of Force incidents can include multiple persons subject to force. **This report is generated from information contained on the Garda Síochána PULSE system as per report issue date. ***UoF deployments also include locations (breaching tools), animals (angry dog) & vehicles (stinger device)